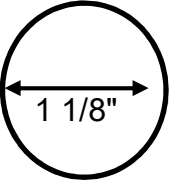
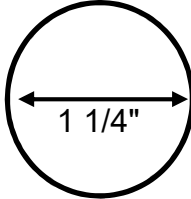
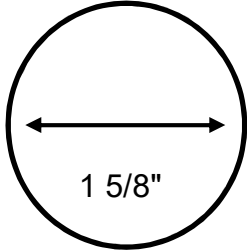


## Belt and Holder Sizing

Belt Sizes			Holder Sizes		
Belt Size	Waist Measurement	Ranges			
Small	36"	32-40			
Med	40"	36-44	Small	Medium	Large
LG	44"	40-48			
X-LG	48"	44-52			
<b>Note:</b> Belts have adjustments of +/- 4 inches			<b>Note:</b> Sized according to approx diameter of flashlight base		